

# Spectroscopic study of Yb<sup>3+</sup>/Er<sup>3+</sup> - doped antimony-phosphate glasses for fiber amplifiers

J. Żmojda,\* D. Dorosz, M. Kochanowicz, J. Dorosz

Department of Optical Radiation, Białystok University of Technology, Wiejska 45E, 15-351 Białystok

Received June 15, 2010; accepted June 23, 2010; published June 30, 2010

**Abstract**—In this paper the optical spectroscopic properties of Yb<sup>3+</sup>/Er<sup>3+</sup> co-doped antimony-phosphate glasses were investigated. The absorption and luminescence spectra were measured and the emission cross-section for <sup>4</sup>I<sub>13/2</sub> → <sup>4</sup>I<sub>15/2</sub> transition of Er<sup>3+</sup> was calculated on the basis of the McCumber theory. The resonant energy transfer (ET) between Yb<sup>3+</sup> → Er<sup>3+</sup> ions was investigated pumping at 976nm. As a result of optimization of rare earth concentration the best efficiency of energy transfer in fabricated glasses was obtained for molar composition 1%Y<sub>2</sub>O<sub>3</sub> : 0.5%Er<sub>2</sub>O<sub>3</sub>.

## INTRODUCTION

In fiber optic technology, erbium-doped optical glasses are a widely developed group of materials that are characterised by radiation emission of approx. 1.5μm wavelength, considered to be "eye-safe". The properties of the Er<sup>3+</sup> ion related to the possibility of radiation amplification have been applied in order to construct the erbium-doped fiber amplifier (EDFA) operating in the third transmission window [1]. Because of the three-level quantum system of energy levels in the erbium ion, obtaining population inversion requires applying a high-power pumping diode [2]. In order to improve the population rate at the metastable level of the Er<sup>3+</sup> ion (<sup>4</sup>I<sub>13/2</sub>), the Yb<sup>3+</sup> ions are introduced to the matrix, which are characterised by a large absorption cross-section of the <sup>2</sup>F<sub>7/2</sub> → <sup>2</sup>F<sub>5/2</sub> transition. Moreover, excellent spectral matching between emission of Yb<sup>3+</sup> ions (<sup>2</sup>F<sub>5/2</sub> → <sup>2</sup>F<sub>7/2</sub>), and absorption of Er<sup>3+</sup> ions (<sup>4</sup>I<sub>15/2</sub> → <sup>4</sup>I<sub>9/2</sub>) leads to efficient resonant energy transfer between the excited levels of rare earth ions [3].

Phosphate glasses characterised by a high stimulated emission cross-section, high amplification factor besides low probability of the reverse energy transfer from Er<sup>3+</sup> → Yb<sup>3+</sup>, are an excellent material for the construction of highly efficient fiber amplifiers. Nevertheless, because of their relatively low chemical resistance and spectral transmission range limited by OH<sup>-</sup> ions to approx. 3000cm<sup>-1</sup>, technologists are required to carry out a chemical analysis in order to improve the physicochemical properties of these glasses [4]. Properly modifying the composition of a glass matrix by introducing oxide ions participating in the energy exchange with OH<sup>-</sup> groups, it is possible to improve their

physicochemical and optical parameters. In addition, the combination of two glass-forming elements with radically different levels of oscillatory vibrations of covalent bonds brings about the rise in the efficiency of energy transfer between activator ions, minimizing non-linear effects at the same time [5].

The article presents the findings of research on optical properties of Er<sup>3+</sup> and Yb<sup>3+</sup>/Er<sup>3+</sup>-doped antimony phosphate glasses. The mechanism of energy transfer between Yb<sup>3+</sup> → Er<sup>3+</sup> has been described. For that purpose the obtained matrices have been excited with the 976nm-wavelength radiation.

## EXPERIMENT

A series of glasses doped with Yb<sup>3+</sup>, Er<sup>3+</sup> and co-doped with Yb<sup>3+</sup>/Er<sup>3+</sup> ions were prepared from special high purity agents (99.99%). A homogenous set of antimony-phosphate glass samples with molar composition: 65P<sub>2</sub>O<sub>5</sub> + 25(Sb<sub>2</sub>O<sub>3</sub> + Al<sub>2</sub>O<sub>3</sub> + Yb<sub>2</sub>O<sub>3</sub> + Er<sub>2</sub>O<sub>3</sub>) + 10MgF<sub>2</sub> was melted at 1350°C for 60 min. in a platinum crucible, using an electrically heated furnace. After that the fused glass was poured into a brass plate and annealed near glass transition temperature (T<sub>g</sub>) for 12h to remove thermal stress. Homogenous and transparent glasses were obtained without any visible effect of crystallization. Light transmission measurements of fabricated samples were performed in a range of 0.5–1.1μm by using an Acton Spectra Pro 2300i monochromator with an InGaAs detector. The luminescence spectrum within the range from 900 to 1700 nm was measured at a station equipped with a Acton Spectra Pro 2300i spectrometer and a laser diode (λ<sub>p</sub>=976nm and 940nm) with an optical fiber output having the maximum optical power P=31W.

## RESULTS AND DISCUSSION

### Absorption coefficient

Based on spectral transmission, the absorption coefficient spectrum of the obtained glass doped with Er<sup>3+</sup> and Er<sup>3+</sup>/Yb<sup>3+</sup> ions (Fig. 1) has been calculated. Introducing two different activators to the matrix at the same time leads to a complication of energy structure and division of a pumping radiation quantum by means of energy transfer between the donor and the acceptor. It has been observed

\*E-mail: j.zmojda@pb.edu.pl

that antimony-phosphate glass due to a high molar concentration of  $\text{Yb}_2\text{O}_3$ , is characterised by strong absorption of the  ${}^2\text{F}_{7/2} \rightarrow {}^2\text{F}_{5/2}$  transition at the wavelength of 978 nm. Absorption bands resulting from the complex structure of erbium corresponding to the following transitions:  ${}^4\text{I}_{15/2} \rightarrow {}^2\text{H}_{11/2}$ ,  ${}^4\text{F}_{9/2}$ ,  ${}^4\text{I}_{9/2}$ ,  ${}^4\text{I}_{11/2}$ ,  ${}^4\text{I}_{13/2}$ , are similar for both glasses.

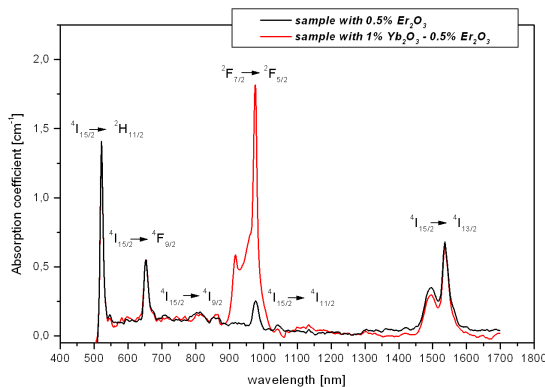


Fig. 1. Absorption coefficient spectra for  $\text{Er}^{3+}$  and  $\text{Yb}^{3+}/\text{Er}^{3+}$  co-doped antimony-phosphate glasses.

The strong and wide absorption band around 980 nm for  $\text{Yb}^{3+}/\text{Er}^{3+}$  co-doped samples has a strong optical density owing to a large spectral overlap between  $\text{Yb}^{3+}$  emission ( ${}^2\text{F}_{5/2} \rightarrow {}^2\text{F}_{7/2}$ ) and  $\text{Er}^{3+}$  absorption ( ${}^4\text{I}_{15/2} \rightarrow {}^4\text{I}_{11/2}$ ). Furthermore, ytterbium ions have a larger absorption coefficient than erbium ions (at this band) which leads to efficient pumping at 976 nm.

#### Analysis of absorption and stimulated emission cross-sections

Based on the absorption spectrum, the absorption cross-section of  $\text{Yb}^{3+}$  and  $\text{Er}^{3+}$   $\sigma_{abs}(\lambda)$  has been calculated by means of the following relation [5]:

$$\sigma_{abs}(\lambda) = \frac{2.303 \log(1/T(\lambda))}{Nl}, \quad (1)$$

where  $T(\lambda)$  is transmission spectra,  $N$  is the ion concentrations of  $\text{Yb}^{3+}$  or  $\text{Er}^{3+}$ ,  $l$  is the sample thickness. Using the McCumber method [6], the stimulated emission cross-section of erbium  $\sigma_{em}(\lambda)$  at the wavelength of 1536 nm has been determined

$$\sigma_{em}(\lambda) = \sigma_{abs}(\lambda) \exp\left[\frac{\varepsilon - hc\lambda^{-1}}{kT}\right], \quad (2)$$

where  $\varepsilon$  can be calculated by the expression:

$$\exp(\varepsilon/kT) = 1.1 \exp(E_0/kT), \quad (3)$$

where:  $E_0$  – energy interval between the lowest multiplets of  ${}^4\text{I}_{13/2}$  and  ${}^4\text{I}_{15/2}$  levels at the temperature  $T$ ,  $h$  is the Planck constant and  $k$  is the Boltzmann constant.

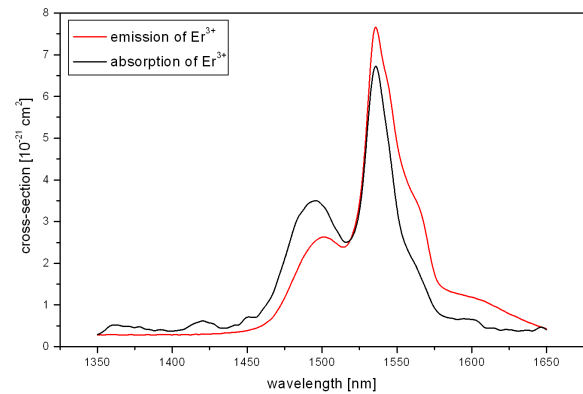


Fig. 2. The absorption and emission cross-section of  $\text{Yb}^{3+}/\text{Er}^{3+}$  co-doped antimony-phosphate glass.

Figure 2 shows the absorption and stimulated emission cross-sections of erbium as the function of a wavelength. The peak values of absorption and emission cross-section are  $6.8 \cdot 10^{-21} \text{ cm}^2$  and  $7.74 \cdot 10^{-21} \text{ cm}^2$ , respectively. They are larger than the values in the phosphate and silicate glasses [7]. The strong peak of luminescence was observed at 1536 nm, which corresponds to  ${}^4\text{I}_{13/2} \rightarrow {}^4\text{I}_{15/2}$  radiative transition in antimony-phosphate glasses doped with  $\text{Er}^{3+}$  and  $\text{Yb}^{3+}/\text{Er}^{3+}$  ions under 976 nm laser diode excitation. As shown in Fig. 3, the intensity of emission of  $\text{Yb}^{3+}/\text{Er}^{3+}$  co-doped glass is much stronger than an  $\text{Er}^{3+}$  singly doped glass.

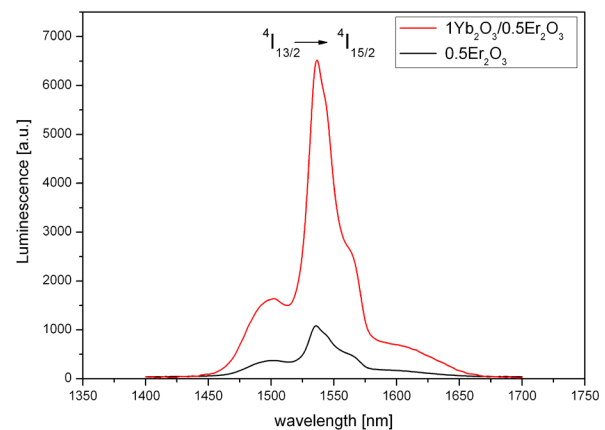


Fig. 3. The luminescence spectra of antimony-phosphate glasses doped with  $\text{Er}^{3+}$  and  $\text{Yb}^{3+}/\text{Er}^{3+}$  ions under 976 nm LD excitation.

As a result of optimizations of rare earth concentration, the best efficiency of energy transfer was obtained for molar composition  $1\% \text{Y}_2\text{O}_3 : 0.5\% \text{Er}_2\text{O}_3$ . A strong and wide absorption band of ytterbium ions increases pump

rate of  $\text{Yb}^{3+}/\text{Er}^{3+}$  system. For this reason, the contribution to  ${}^4\text{I}_{13/2}$  level population from ET by  ${}^2\text{F}_{5/2}(\text{Yb}^{3+}) + {}^4\text{I}_{15/2}(\text{Er}^{3+}) \rightarrow {}^2\text{F}_{7/2}(\text{Yb}^{3+}) + {}^4\text{I}_{11/2}(\text{Er}^{3+})$ , will be much greater than that from the ground state absorption process of  $\text{Er}^{3+}$  ions.

#### Mechanism of energy transfer in $\text{Yb}^{3+}/\text{Er}^{3+}$ system

The simplified energy level diagram of  $\text{Yb}^{3+}/\text{Er}^{3+}$  co-doped antimony-phosphate glass shown in Fig. 4 is helpful in understanding the mechanism of ytterbium sensitisation of erbium ions in a lattice under 976nm excitation. When the glass sample is excited by a laser diode (976nm),  $\text{Yb}^{3+}$  and  $\text{Er}^{3+}$  ions are excited simultaneously to  ${}^2\text{F}_{5/2}$  and  ${}^4\text{I}_{11/2}$  energy levels, respectively. As a result of high absorption cross-section of ytterbium ions, the population density of  ${}^2\text{F}_{5/2}$  ( $\text{Yb}^{3+}$ ) state is larger than  ${}^4\text{I}_{11/2}$  ( $\text{Er}^{3+}$ ) and efficient resonant energy transfer (ET) from  $\text{Yb}^{3+} \rightarrow \text{Er}^{3+}$  can be attained.

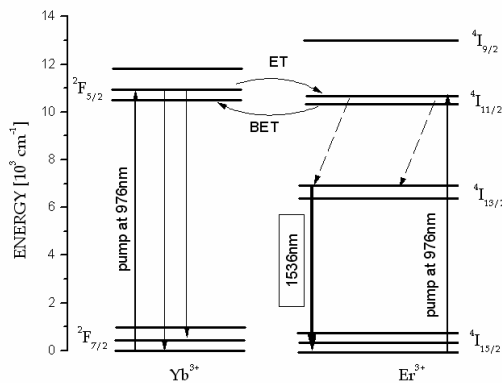


Fig. 4. Simplified energy level scheme with mechanism of energy transfer.

The high phonon energy of antimony-phosphate glass ( $\sim 1200\text{cm}^{-1}$ ) increases the probability of non-radiative relaxation of  $\text{Er}^{3+}$  ( ${}^4\text{I}_{11/2} \rightarrow {}^4\text{I}_{13/2}$ ). The weak pump absorption of  ${}^4\text{I}_{15/2} \rightarrow {}^4\text{I}_{11/2}$  transitions exhibit that energy transfer by  ${}^2\text{F}_{5/2}(\text{Yb}^{3+}) + {}^4\text{I}_{15/2}(\text{Er}^{3+}) \rightarrow {}^2\text{F}_{7/2}(\text{Yb}^{3+}) + {}^4\text{I}_{11/2}(\text{Er}^{3+})$  is the main process in  ${}^4\text{I}_{13/2}$  state population and the back energy transfer (BET) from  $\text{Er}^{3+}$  to  $\text{Yb}^{3+}$  can be neglected.

These phenomena lead to high population density of  ${}^4\text{I}_{13/2}$  state and increase the intensity of emission of  ${}^4\text{I}_{13/2} \rightarrow {}^4\text{I}_{15/2}$  transition for  $\text{Yb}^{3+}/\text{Er}^{3+}$  co-doped glass.

#### CONCLUSIONS

In the present paper, the spectroscopic properties of  $\text{Er}^{3+}$  doped and  $\text{Yb}^{3+}/\text{Er}^{3+}$  co-doped antimony-phosphate glasses were investigated. The fabricated glasses exhibit good thermal stability, significantly wide near the infrared emission and the great stimulated emission cross-section at  $1.5\mu\text{m}$ . Introduction of  $\text{Yb}^{3+}$  ions to lattice increase the pumping efficiency at 976nm and leading to increase intensity of luminescence of  ${}^4\text{I}_{13/2} \rightarrow {}^4\text{I}_{15/2}$  transition. In order to optimize the composition of ytterbium sensitized erbium doped antimony-phosphate glasses, the absorption cross-section of  $\text{Yb}^{3+}$  ions at a pump wavelength, energy transfer efficiency of  $\text{Yb}^{3+} \rightarrow \text{Er}^{3+}$ , as well as absorption cross-section of erbium must be determined. As a result of optimizations of rare earth concentration, the best efficiency of energy transfer in fabricated glasses was obtained for molar composition  $1\%\text{Y}_2\text{O}_3: 0.5\%\text{Er}_2\text{O}_3$ . The fabricated new antimony-phosphate glasses are very promising materials for fiber amplifier and laser applications.

#### ACKNOWLEDGEMENTS

This work was supported by the Ministry of Science and Higher Education of Poland – grant No. N N507 285636.

#### References

- [1] M. Liao, Z. Duan, L. Hu, Y. Fang, L. Wen, J. Lum **126** 139 (2007).
- [2] L. Zang, H. Hu, C. Qi, F. Lin, Opt. Mat. **17** 371 (2001).
- [3] J. F. Philipps, T. Töpfer, H. Ebendorff - Heidepriem, D. Ehr, R. Sauerbrey, Appl. Phys. **B72** 399 (2001).
- [4] Y. Fang L. Hu, M. Liao L. Wen J. Alloys Comp. **457** 19 (2008).
- [5] Q. Qian, C. Zhao, G.F. Yang, Z.M. Yang, Q.Y. Zhang, Z.H. Jiang J. Non-Cryst. Solids **354** 1981 (2008).
- [6] W.J. Miniscalco, R.S. Quimby, Opt. Lett. **16** (1991).
- [7] Q. Qian, Q.Y. Zhang, H.F. Jiang Z.M. Yang, Z.H. Jiang, Physica B **405** 2220 (2010).